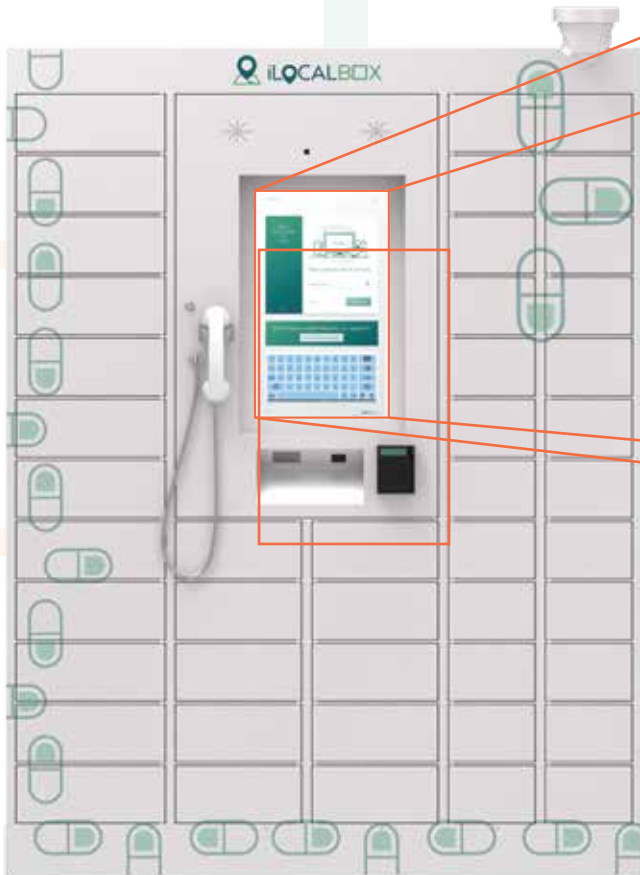


# iLocalBox Cloud



(see next page for LocalBox Main Unit dimensions)

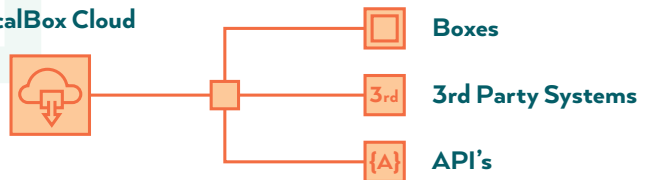
## Cloud Based Enterprise Solutions

iLocalbox's unmatched cloud platform was designed to enhance your pharmacy experience, not change it. Go live in a day! Unplugged enables you to simply turn on, login, and begin delivering. Seamlessly connect to your Pharmacy Information System with "connections" and enable live updates to your system. 100% HIPAA compliant.

## No lengthy or complicated installations, no software to install, no problem.

- Real time visibility to all your patient information, medications, boxes, and more.
- Everything can be done in the cloud with a single click of a button.

### LocalBox Cloud



## BI drives the information you need right to you. Simply log in and review the status of:

- Box utilization
- Sales revenue and profitability
- Device health and monitoring
- And more!

See next page for more details...

# LocalBox - Main Unit

## Locker Main Unit

- 21" portrait touch screen
- Windows 10, fanless PC
- Barcode scanner
- Expandable up to 300 bins
- IR sensors for product detection
- LAN / Wi-Fi enabled
- Standard US 110 volts
- 1 amp / 120 watts

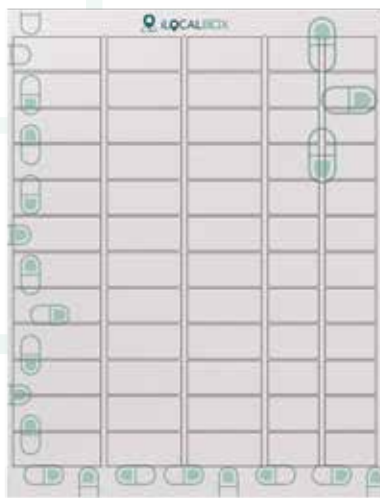
## Options (Ready):

- POS (USA Technologies)
- Bird's-eye dome camera
- iConsult connects live with patients by two-way video call



LocalBox Cloud Software

Type	Qty	Width		Height		Depth		Fits
		mm	inches	mm	inches	mm	inches	
Large Locker	12	325	12.8	127	5	502	20	Large Pouch Boxes
Medium Locker	10	275	10.8	127	5	502	20	Medium Pouch Boxes
Small	24	190	7.4	127	5	502	20	Small Pouch Boxes
Overall Dimensions	46	1375	54	1805	72	502	20	



# A60 - Add on

## Locker Add On Unit


- 60 adherence variable size bins
- Auxiliary unit built for expansion
- Services adherence packaging
- IR sensors for product detection
- Requires connectivity to main unit

Type	Qty	Width		Height		Depth		Fits
		mm	inches	mm	inches	mm	inches	
Large Locker	12	325	12.8	127	5	502	20	Large Pouch Boxes
Medium Locker	10	275	10.8	127	5	502	20	Medium Pouch Boxes
Small	24	190	7.4	127	5	502	20	Small Pouch Boxes
Overall Dimensions	46	1375	54	1805	72	502	20	

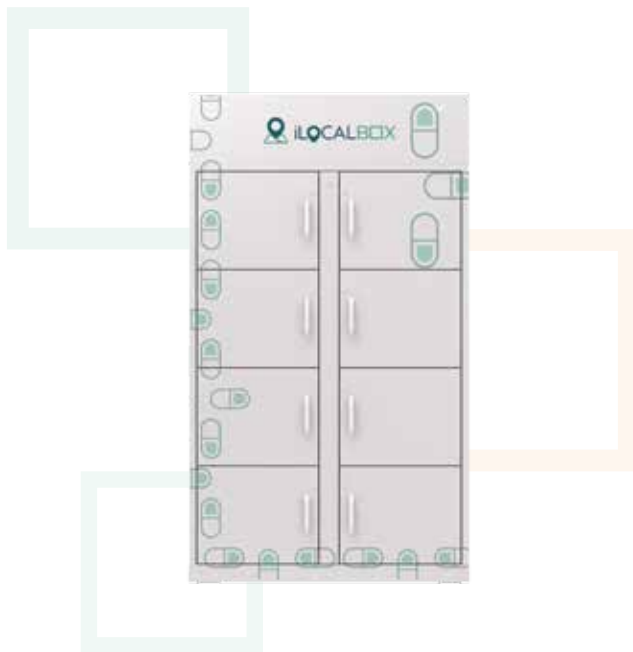
## HD 36 - Add on

### Locker Add On Unit

- 36 high-density smaller bins
- IR sensors for product detection
- Auxiliary unit built for expansion
- Services adherence packaging
- Requires connectivity to main unit



Type	Qty	Width		Height		Depth		Fits
		mm	inches	mm	inches	mm	inches	
HD	36	190	7.4	127	5	500	20	Small Rx Packages
Overall Dimensions	36	650	26	1805	72	500	20	



## Cool - Add on

### Locker Add On Unit

- 8 temperature-controlled bins
- Auxiliary unit built for expansion
- Requires connectivity to main unit

Type	Qty	Width		Height		Depth		Fits
		mm	inches	mm	inches	mm	inches	
Large Cool Locker	8	400	15.7	279	11	690	27	Large Pouch Packages
Overall Dimensions*	8	1200	47	2090	82	690	27	

\*Increased size due to refrigeration unit and insulation.

# “In Wall” Design

## Designed to Fit

Your techs never need to leave the pharmacy to stock— simply scan and load. Medications are still maintained within the pharmacy to aid in proper inventory control scenarios.

- Faster technician load time—simply fill and place
- Saves space on the retail or office floor
- Same easy and convenient patient facing pick up



Type	Qty	Width		Height		Depth		Fits
		mm	inches	mm	inches	mm	inches	
Large Locker	12	325	12.8	127	5	502	20	Large Pouch Boxes
Medium Locker	10	275	10.8	127	5	502	20	Medium Pouch Boxes
Small	24	190	7.4	127	5	502	20	Small Pouch Boxes
Overall Dimensions	46	1375	54	1854	73	610	24	



## Building Your Suite

### Mix and Match

- Everything starts with LocalBox
- LocalBox was designed for expansion
- Add on capacity up to 300 bins per main unit